



The Bridge Upgrade

2024



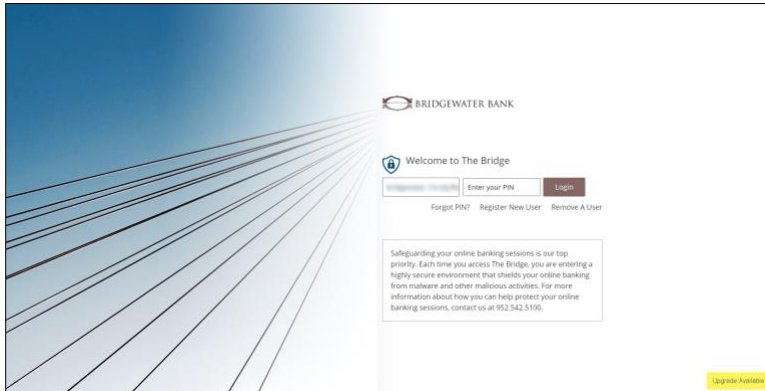
BRIDGEWATER BANK

The Bridge Upgrade Instructions

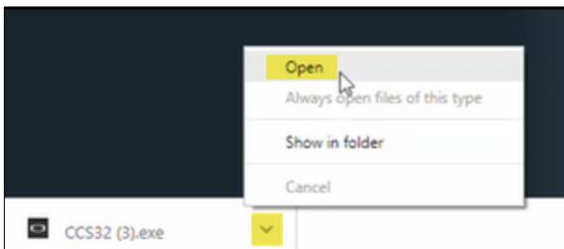
ACTION REQUIRED to Login after Monday, October 28th, 2024.

Note: Your technology team may need to assist depending on your internal security measures.

1. **Select Upgrade Available (bottom right corner).**



2. **Select** caret symbol (^) on the installation file.
3. **Select** Open
 - o Note: An additional security notification may prompt.



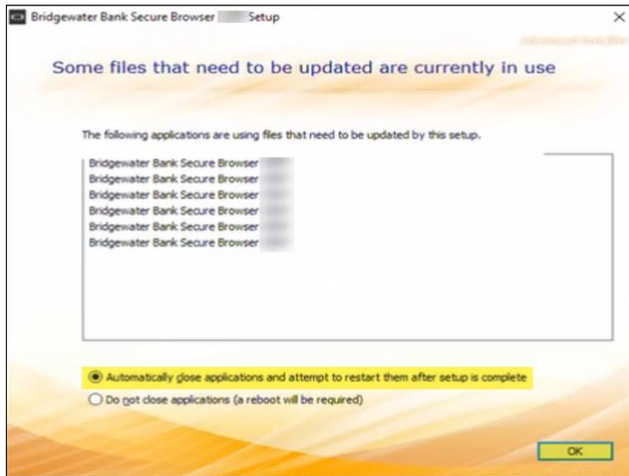
4. **Select** Next through the Wizard.



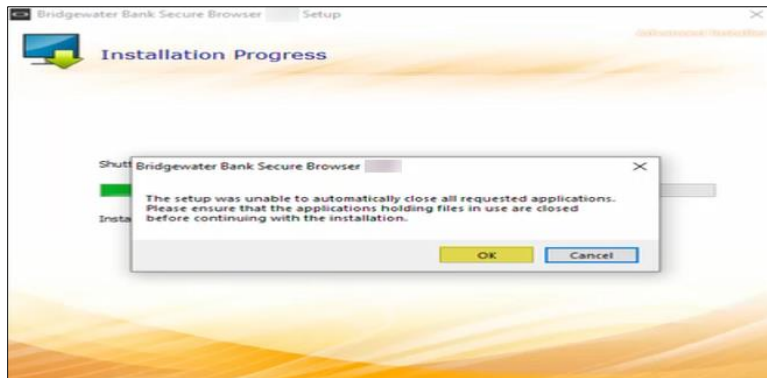
5. **Select Install**



6. **Select Automatically close applications... and Select OK.**



- o Note: Close the Secure Browser window manually if needed. After closing the application, select OK.



7. **Install completed, Secure Browser will automatically launch.**

Note: New login process.

- Select Secure Login, PIN box will appear, and background will blur. Enter existing PIN to login. You will NOT need to update your PIN.

